






How to create your artwork




A basecoat is brushed on the front and back



Transfer the designs to the boomerangs using as much detail as possible




Colour build ups and finishing designs are added to complete the boomerang



The boomerang needs to be very lightly sanded to remove any imperfections



Colour highlights can be made on the basecoat using sponging, stipple and other art techniques



The background colours can be filled in and outlines applied as either dots or lines. Dots can be applied using the end of the handle of a paintbrush



When you are happy with the finished product you can apply a coat of water varnish to fix the colours and give a low lustre